

Data Mining

Dr. Raed Ibraheem Hamed

**University of Human Development,
College of Science and Technology
Department of Computer Science**

2016 – 2017



Road Map

- ❖ Classification: Basic Concepts
- ❖ Examples of Cases Where The Data Analysis
- ❖ Classification Examples
- ❖ Classification Techniques
- ❖ Rule-Based Classification
- ❖ Rule-Based Classifier with Decision Tree
- ❖ Model Evaluation and Selection
- ❖ Illustrating Classification Task
- ❖ Classification—A Two-Step Process

Classification: Basic Concepts

Classification is a data mining function that assigns items in a collection to target categories or classes. The goal of classification is to accurately predict the target class for each case in the data. For example, a classification model could be used to identify loan applicants as low, medium, or high credit risks.



Examples of Cases Where The Data Analysis Task is Classification

Following are the examples of cases where the data analysis task is Classification –

- ❖ A bank loan officer wants to analyze the data in order to know which customer (loan applicant) are risky or which are safe.
- ❖ A marketing manager at a company needs to analyze a customer with a given profile, who will buy a new computer.

In both of the above examples, a **model or classifier** is constructed to predict the **classes labels**. These labels are **risky or safe** for loan application data and **yes or no** for marketing data.

Classification Examples

1. Teachers classify students' grades as **A, B, C, D, or F.**
2. Identify mushrooms as poisonous or edible.
3. Predict when a river will flood.
4. Credit/loan approval
5. Medical diagnosis: if a tumor is cancerous or benign
6. Fraud detection: if a transaction is fraudulent

Classification Techniques

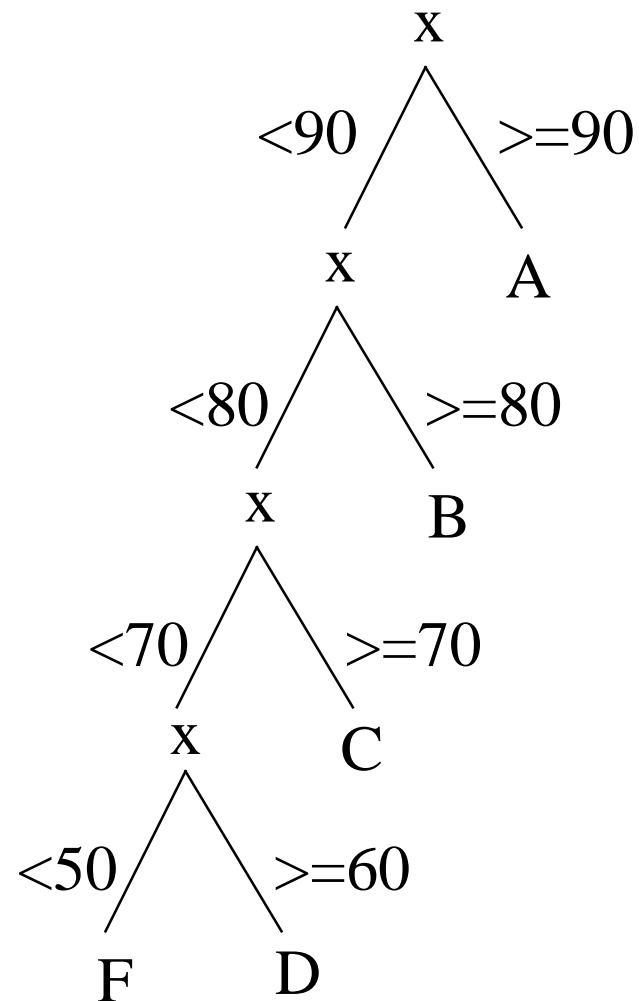
1. Decision Tree based Methods
2. Rule-based Methods



Classification Ex: Grading

- If $x \geq 90$ then grade = A.
- If $80 \leq x < 90$ then grade = B.
- If $70 \leq x < 80$ then grade = C.
- If $60 \leq x < 70$ then grade = D.
- If $x < 50$ then grade = F.

Rule-based



Decision Tree based

Rule-Based Classifier

- Classify records by using a collection of “**if...then...**” rules
- Rule: $(Condition) \rightarrow y$ (consequent)
 - where
 - *Condition* is a conjunctions of attributes
 - *y* is the class label
 - *LHS*: rule condition
 - *RHS*: rule consequent
 - Examples of classification rules:

$(\text{Blood Type}=\text{Warm}) \wedge (\text{Lay Eggs}=\text{Yes}) \rightarrow \text{Birds}$

Rule-based Classifier (Example)

Name	Blood Type	Give Birth	Can Fly	Live in Water	Class
human	warm	yes	no	no	mammals
python	cold	no	no	no	reptiles
salmon	cold	no	no	yes	fishes
whale	warm	yes	no	yes	mammals
frog	cold	no	no	sometimes	amphibians
komodo	cold	no	no	no	reptiles
bat	warm	yes	yes	no	mammals
pigeon	warm	no	yes	no	birds
cat	warm	yes	no	no	mammals
leopard shark	cold	yes	no	yes	fishes
turtle	cold	no	no	sometimes	reptiles
penguin	warm	no	no	sometimes	birds
porcupine	warm	yes	no	no	mammals
eel	cold	no	no	yes	fishes
salamander	cold	no	no	sometimes	amphibians
gila monster	cold	no	no	no	reptiles
platypus	warm	no	no	no	mammals
owl	warm	no	yes	no	birds
dolphin	warm	yes	no	yes	mammals
eagle	warm	no	yes	no	birds

R1: (Give Birth = no) \wedge (Can Fly = yes) \rightarrow Birds

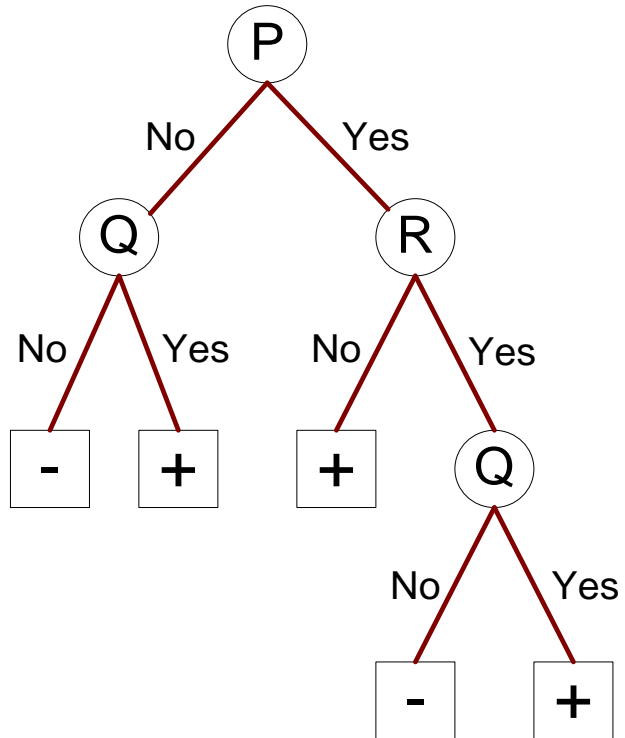
R2: (Give Birth = no) \wedge (Live in Water = yes) \rightarrow Fishes

R3: (Give Birth = yes) \wedge (Blood Type = warm) \rightarrow Mammals

R4: (Give Birth = no) \wedge (Can Fly = no) \rightarrow Reptiles

R5: (Live in Water = sometimes) \rightarrow Amphibians

Rule-Based Classifier with Decision Tree



Rule Set

- r1: (P=No, Q=No) \Rightarrow -
- r2: (P=No, Q=Yes) \Rightarrow +
- r3: (P=Yes, R=No) \Rightarrow +
- r4: (P=Yes, R=Yes, Q=No) \Rightarrow -
- r5: (P=Yes, R=Yes, Q=Yes) \Rightarrow +

Model: Decision Tree

Classification: Definition

- Given a collection of records (**training set**)
 - Each record contains a set of **attributes**, one of the attributes is the **class**.
- Find a **model** for class attribute as a function of the values of other attributes.
- Goal: **previously unseen** records should be assigned a class as accurately as possible.
- A **test set** is used to determine the accuracy of the model. Usually, the given data set is divided into training and test sets, with **training set** used to build the model and **test set** used to validate it.

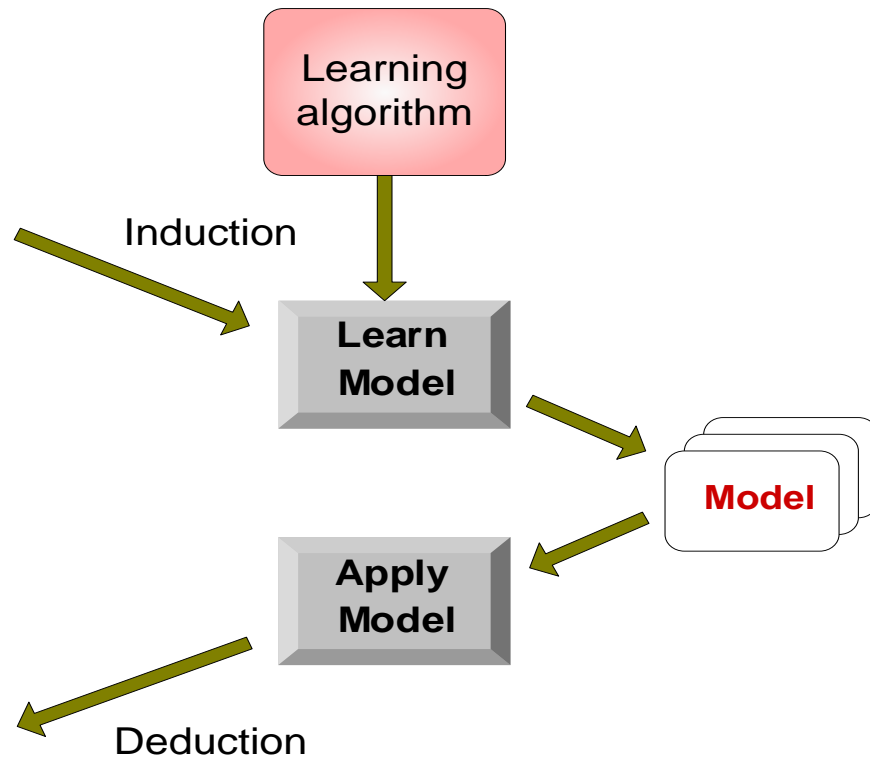
Illustrating Classification Task

Tid	Attrib1	Attrib2	Attrib3	Class
1	Yes	Large	125K	No
2	No	Medium	100K	No
3	No	Small	70K	No
4	Yes	Medium	120K	No
5	No	Large	95K	Yes
6	No	Medium	60K	No
7	Yes	Large	220K	No
8	No	Small	85K	Yes
9	No	Medium	75K	No
10	No	Small	90K	Yes

Training Set

Tid	Attrib1	Attrib2	Attrib3	Class
11	No	Small	55K	?
12	Yes	Medium	80K	?
13	Yes	Large	110K	?
14	No	Small	95K	?
15	No	Large	67K	?

Test Set



How Does Classification Works?

With the help of the bank loan application that we have discussed above, let us understand the working of classification. The Data Classification process includes two steps:-

- Building the **Classifier or Model**
- Using **Classifier or Model** for Classification

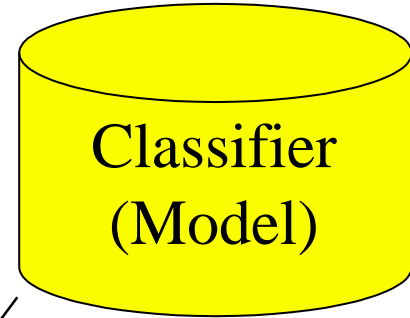
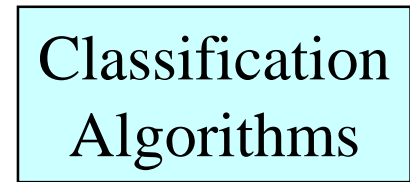
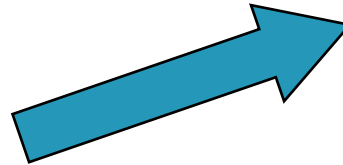

Classification—A Two-Step Process

- **Classifier or Model Construction:** describing a set of predetermined classes:-
 - Each object is assumed to belong to a predefined **class**, as determined by the class label attribute
 - The set of objects used for model construction is **training set**
 - The model is represented as **classification rules or decision trees,**

Classification—A Two-Step Process

- **Use Classifier or Model for Classification** : for classifying future or unknown objects
 - Estimate accuracy of the model
 - ❖ The known class of test sample is compared with the classified result from the model
 - ❖ Accuracy rate is the percentage of test set samples that are correctly classified by the model
 - ❖ Test set is independent of training set
 - If the accuracy is acceptable, use the model to classify new data

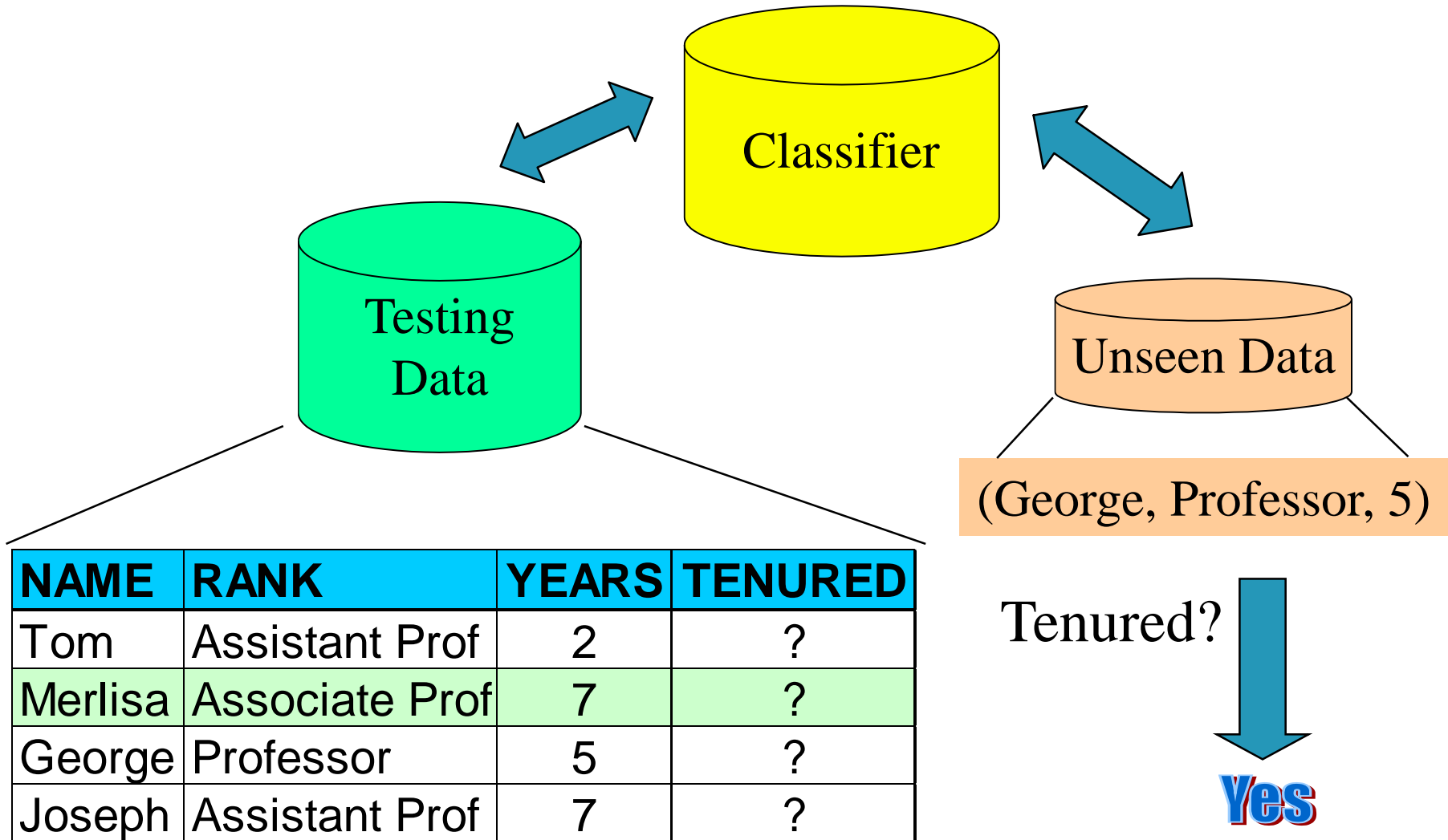
Process (1): Model Construction



NAME	RANK	YEARS	TENURED
Mike	Assistant Prof	3	no
Mary	Assistant Prof	7	yes
Bill	Professor	2	yes
Jim	Associate Prof	7	yes
Dave	Assistant Prof	6	no
Anne	Associate Prof	3	no

IF rank = 'professor'
OR years > 6
THEN tenured = 'yes'

Process (2): Using the Model for Classification



Thank
you

